






Spring 2 Home learning-Roald Dahl

Below are a variety of activities linked to our spring topic

'Roald Dahl'

Activities can be done as and when they fit in with your child and your family. If you need some resources to help you complete some of the activities then please see your class teacher.

Can the activities please be put into the Home Learning books.

Homework Challenges		Date when Completed
1.		Reading Ask a parent or adult to read you a part or all of a Roald Dahl book and draw the front cover of the book.
		Phonics Make up some scrumdiddliumptious words using your letters and sounds. What do they mean?
2		Writing Do a character description. of a Roald Dahl book character of your choice. What do they look like? What are they like (personality) etc.
		Draw the setting where your character lives. Use senses (smell, sight, hear, taste, touch) to describe what it would be like in the setting.
3		Find out about the Author Roald Dahl? Make a list of some books he had written.
		Find out about the Illustrator of the books Quentin Blake.
		Draw some characters in his artistic style.
4		Use objects, rulers or measuring tapes to measure the length and height of different things you find, including yourself!
		Measure out ingredients for making a Delicious Dahl Recipe. - Whatever you want! You can take photos or write out the recipe.
5		Make a dream catcher linked to the BFG. You can write about some of your dreams if you like.

Please complete one activity from each section. Please return your Home Learning books to school W/C 17.4.17